

Dispersive treatment of $\eta \rightarrow 3\pi$ and the determination of light quark masses

Gilberto Colangelo

u^b

^b
UNIVERSITÄT
BERN

Albert Einstein Center for Fundamental Physics

Vienna, January 22, 2013

Outline

Introduction

Lattice determination of m_u , m_d and m_s

FLAG

FLAG phase 2

Isospin limit

Isospin breaking

Quark mass ratios from CHPT

A new dispersive analysis of $\eta \rightarrow 3\pi$

Isospin breaking

Summary and Outlook

Quark masses

QCD Lagrangian:

$$\mathcal{L}_{\text{QCD}} = -\frac{1}{4g^2} \text{Tr} G_{\mu\nu} G^{\mu\nu} + \sum_i \bar{q}_i (i\not{D} - m_{q_i}) q_i + \sum_j \bar{Q}_j (i\not{D} - m_{Q_j}) Q_j$$

► In the limit $m_{q_i} \rightarrow 0$ and $m_{Q_j} \rightarrow \infty$: $M_{\text{hadrons}} \propto \Lambda$

► Observe that $m_{q_i} \ll \Lambda$ while $m_{Q_j} \gg \Lambda$ [$\Lambda \sim M_N$]

► Quarks do not propagate:
quark masses are coupling constants! (not observables)

they depend on the renormalization scale μ (like α_s)
for light quarks by convention: $\mu = 2 \text{ GeV}$

In the following

$$m_q \equiv m_q(2 \text{ GeV})$$

How to determine quark masses

- ▶ From their influence on the spectrum

- ▶ $m_Q \gg \Lambda$

$$M_{\bar{Q}q_i} = m_Q + \mathcal{O}(\Lambda)$$

- ▶ $m_q \ll \Lambda$

$$M_{\bar{q}_i q_j} = M_{0ij} + \mathcal{O}(m_{q_i}, m_{q_j}) \quad M_{0ij} = \mathcal{O}(\Lambda)$$

In both cases need to understand the $\mathcal{O}(\Lambda)$ term

How to determine quark masses

- ▶ From their influence on the spectrum

- ▶ $m_Q \gg \Lambda$

$$M_{\bar{Q}q_i} = m_Q + \mathcal{O}(\Lambda)$$

- ▶ $m_q \ll \Lambda$

$$M_{\bar{q}_i q_j} = M_{0ij} + \mathcal{O}(m_{q_i}, m_{q_j}) \quad M_{0ij} = \mathcal{O}(\Lambda)$$

In both cases need to understand the $\mathcal{O}(\Lambda)$ term

- ▶ From their influence on any other observable

Quark masses are coupling constants

\Rightarrow exploit the sensitivity to them of any observable

[e.g. η and τ decays]

How to determine quark masses

Approaches

1. Chiral perturbation theory

spectrum + low energy observables

2. Sum rules

spectral functions

3. Lattice QCD

spectrum

Outline

Introduction

Lattice determination of m_u , m_d and m_s

FLAG

FLAG phase 2

Isospin limit

Isospin breaking

Quark mass ratios from CHPT

A new dispersive analysis of $\eta \rightarrow 3\pi$

Isospin breaking

Summary and Outlook

Lattice determinations of quark masses

First principle (and brute force) method:

- ▶ QCD Lagrangian as input
- ▶ calculate the spectrum of the low-lying states for different quark masses
- ▶ tune the values of the quark masses such that the QCD spectrum is reproduced
- ▶ the comparison is made for mass ratios — one mass or a dimensionful quantity (e.g. F_π) can be used to set the scale

Lattice determinations of quark masses

Systematic effects:

- ▶ finite volume
exponentially suppressed effects, easy to correct for
- ▶ finite lattice spacing
powerlike effects, extrapolate numerically
- ▶ unphysical quark masses
extrapolate numerically with guidance from CHPT
BMW and PACS-CS: simulations at the physical point!
- ▶ renormalization
relation between **bare** (input parameter) and **renormalized**
(physically relevant quantity) **quark masses** not easy

What/Who is FLAG (phase 1)?

FLAG = **F**LAVIANet **L**attice **A**veraging **G**roup

Members:

Gilberto Colangelo (Bern)

Stephan Dürr (Jülich, BMW)

Andreas Jüttner (Southampton, RBC/UKQCD)

Laurent Lellouch (Marseille, BMW)

Heiri Leutwyler (Bern)

Vittorio Lubicz (Rome 3, ETM)

Silvia Necco (CERN, Alpha)

Chris Sachrajda (Southampton, RBC/UKQCD)

Silvano Simula (Rome 3, ETM)

Tassos Vladikas (Rome 2, Alpha and ETM)

Urs Wenger (Bern, ETM)

Hartmut Wittig (Mainz, Alpha)

What/Who is FLAG (phase 1)?

FLAG = FLAVIANet Lattice Averaging Group

History and status:

- ▶ Beginning: FLAVIANet meeting, Orsay, November 2007
- ▶ Start of the actual work: Bern, March 2008
- ▶ ...
- ▶ first paper appeared in November 2010
updated and published in May 2011 on EPJC
- ▶ webpage made public in 2011:
<http://itpwiki.unibe.ch/flag>

[arXiv.1011.4408](https://arxiv.org/abs/1011.4408)

What exactly did FLAG-1 offer?

An answer to the questions

- ▶ what is the current lattice value for quantity X ?
- ▶ what is a reliable estimate of the uncertainty?

in a way easily accessible to non-experts

Quantities considered in the first edition:

- ▶ light quark masses
- ▶ LEC
- ▶ decay constants (of pions and kaons)
- ▶ form factors (of pions and kaons)
- ▶ B_K

Color coding – FLAG-1 definition

[subject to change before each new edition]

▶ chiral extrapolation

★ $M_{\pi,\min} < 250 \text{ MeV}$

● $250 \text{ MeV} \leq M_{\pi,\min} \leq 400 \text{ MeV}$

■ $M_{\pi,\min} > 400 \text{ MeV}$

Color coding – FLAG-1 definition

[subject to change before each new edition]

- ▶ chiral extrapolation
 - ★ $M_{\pi,\min} < 250$ MeV
 - $250 \text{ MeV} \leq M_{\pi,\min} \leq 400$ MeV
 - $M_{\pi,\min} > 400$ MeV
- ▶ continuum extrapolation
 - ★ 3 or more lattice spacings, at least 2 points below 0.1 fm
 - 2 or more lattice spacings, at least 1 point below 0.1 fm
 - otherwise

Color coding – FLAG-1 definition

[subject to change before each new edition]

- ▶ chiral extrapolation
 - ★ $M_{\pi,\min} < 250 \text{ MeV}$
 - $250 \text{ MeV} \leq M_{\pi,\min} \leq 400 \text{ MeV}$
 - $M_{\pi,\min} > 400 \text{ MeV}$
- ▶ continuum extrapolation
 - ★ 3 or more lattice spacings, at least 2 points below 0.1 fm
 - 2 or more lattice spacings, at least 1 point below 0.1 fm
 - otherwise
- ▶ finite volume effects
 - ★ $(M_{\pi}L)_{\min} > 4$ or at least 3 volumes
 - $(M_{\pi}L)_{\min} > 3$ and at least 2 volumes
 - otherwise

Color coding – FLAG-1 definition

[subject to change before each new edition]

- ▶ chiral extrapolation
 - ★ $M_{\pi,\min} < 250$ MeV
 - $250 \text{ MeV} \leq M_{\pi,\min} \leq 400$ MeV
 - $M_{\pi,\min} > 400$ MeV
- ▶ continuum extrapolation
 - ★ 3 or more lattice spacings, at least 2 points below 0.1 fm
 - 2 or more lattice spacings, at least 1 point below 0.1 fm
 - otherwise
- ▶ finite volume effects
 - ★ $(M_{\pi}L)_{\min} > 4$ or at least 3 volumes
 - $(M_{\pi}L)_{\min} > 3$ and at least 2 volumes
 - otherwise
- ▶ renormalization (where applicable)
 - ★ non-perturbative
 - 2-loop perturbation theory (well behaved series)
 - otherwise

Averages

Different lattice results were averaged *if*

- ▶ published
[lattice proceedings not enough]
- ▶ no red tags
- ▶ same N_f
[no average of $N_f = 2$ and $N_f = 3$ calculations]

Final FLAG number:

- ▶ average or single *no-red-tag* $N_f = 3$ number (if available)
- ▶ average or single *no-red-tag* $N_f = 2$ number (if available)

If *both* $N_f = 3$ *and* $N_f = 2$ numbers available:

agreement \Rightarrow more confidence in the final number

Similar initiative: Laiho, Lunghi and Van de Water

- ▶ began in 2009 to provide lattice-QCD inputs for the CKM unitarity-triangle analysis and other flavor-physics phenomenology LLVdW, Phys.Rev. D81 (2010) 034503
- ▶ main differences wrt FLAG-1:
 - ▶ only include $N_f = 2 + 1$ flavor results
 - ▶ no strict publication-only rule provided complete and reasonable systematic error budgets
 - ▶ heavy-quark quantities included from the start
 - ▶ unitarity triangle fits with lattice input
 - ▶ whenever a source of error is at all correlated between two lattice calculations (e.g. use the same gauge configurations, same theoretical tools, or experimental inputs), conservatively assume that the degree-of-correlation is 100%
- ▶ web page (www.latticeaverages.org) also popular

FLAG-2

FLAG = Flavour Lattice Averaging Group

has now entered its **phase 2** and has been extended in various directions

- ▶ quantities to be reviewed
main extension: light quarks \rightarrow + heavy quarks
- ▶ represented lattice collaborations:
Alpha, BMW, ETMC, RBC/UKQCD \rightarrow + CLS, Fermilab, HPQCD, JLQCD, MILC, PACS-CS, SWME
- ▶ represented world regions: Europe \rightarrow + Japan and US
- ▶ number of people: 12 \rightarrow 28

FLAG-2 organization

- ▶ Advisory Board:

S. Aoki, C. Bernard, C. Sachrajda

- ▶ Editorial Board:

GC, H. Leutwyler, T. Vladikas, U. Wenger

- ▶ Working Groups

- ▶ Quark masses

L. Lellouch, T. Blum, V. Lubicz

- ▶ V_{us}, V_{ud}

A. Jüttner, T. Kaneko, S. Simula

- ▶ LEC

S. Dürr, H. Fukaya, S. Necco

- ▶ B_K

H. Wittig, J. Laiho, S. Sharpe

- ▶ α_s

R. Sommer, R. Horsley, T. Onogi

- ▶ f_B, B_B

A. El Khadra, Y. Aoki, M. Della Morte

- ▶ $B \rightarrow H\ell\nu$

R. Van de Water, E. Lunghi, C. Pena, J. Shigemitsu

FLAG-2 plans and rules

- ▶ next review: work in progress (first half 2013)
- ▶ regularly update the webpage
- ▶ new published review: every 2nd year

- ▶ some internal FLAG rules
 - ▶ members of the advisory board have a 4-year mandate
 - ▶ AB = EU+J+US
 - ▶ regular members can stay longer
 - ▶ replacements must keep/improve the balance of FLAG
 - ▶ WG members belong to 3 different lattice coll.
 - ▶ a paper is not reviewed (color-coded) by an author

FLAG-2 status

- ▶ kick-off meeting: Les Houches, May 7-11 2012
- ▶ work on the update of the review is in progress
- ▶ WG for the new sections are working on defining their own quality criteria
- ▶ first draft (internal) of the new review: September 2012
- ▶ publication of the new review: early 2013
- ▶ it will cover all results published until **December 31 2012**

FLAG-2 status

Two important policy changes wrt FLAG-1

- ▶ use of one-loop renormalization will **not necessarily mean a red tag**
- ▶ error calculation for the averages:
LLVdW procedure will be adopted as default
(final error may be stretched if not convincingly conservative)

Quark masses

Collaboration	publ.	$m_{ud} \rightarrow 0$	$a \rightarrow 0$	FLV	renorm.	m_{ud}	m_s
PACS-CS 12	P	★	■	■	★	3.12(24)(8)	83.60(0.58)(2.23)
RBC/UKQCD 12	C	★	●	★	★	3.39(9)(4)(2)(7)	94.2(1.9)(1.0)(0.4)(2.1)
LvW 11	C	●	★	★	●	3.31(7)(20)(17)	94.2(1.4)(3.2)(4.7)
PACS-CS 10	A	★	■	■	★	2.78(27)	86.7(2.3)
MILC 10A	C	●	★	★	●	3.19(4)(5)(16)	–
HPQCD 10	A	●	★	★	★	3.39(6)	92.2(1.3)
BMW 10A, 10B ⁺	A	★	★	★	★	3.469(47)(48)	95.5(1.1)(1.5)
RBC/UKQCD 10A	A	●	●	★	★	3.59(13)(14)(8)	96.2(1.6)(0.2)(2.1)
Blum 10	A	●	■	●	★	3.44(12)(22)	97.6(2.9)(5.5)
PACS-CS 09	A	★	■	■	★	2.97(28)(3)	92.75(58)(95)
HPQCD 09	A	●	★	★	★	3.40(7)	92.4(1.5)
MILC 09A	C	●	★	★	●	3.25 (1)(7)(16)(0)	89.0(0.2)(1.6)(4.5)(0.1)
MILC 09	A	●	★	★	●	3.2(0)(1)(2)(0)	88(0)(3)(4)(0)
PACS-CS 08	A	★	■	■	■	2.527(47)	72.72(78)
RBC/UKQCD 08	A	●	■	★	★	3.72(16)(33)(18)	107.3(4.4)(9.7)(4.9)
CP-PACS/ JLQCD 07	A	■	★	★	■	3.55(19)(⁺⁵⁶ ₋₂₀)	90.1(4.3)(^{+16.7} _{-4.3})
HPQCD 05	A	●	●	●	●	3.2(0)(2)(2)(0)	87(0)(4)(4)(0)
MILC 04, HPQCD/ MILC/UKQCD 04	A	●	●	●	■	2.8(0)(1)(3)(0)	76(0)(3)(7)(0)

$$N_f = 2 + 1$$

Quark masses

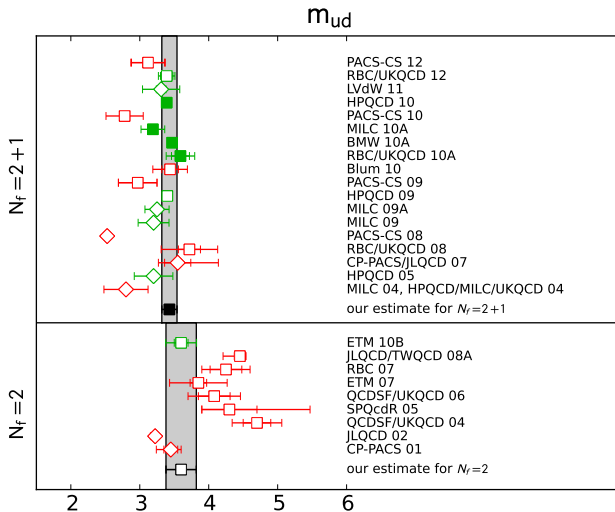
Collaboration	publ.	$m_{ud} \rightarrow 0$	$a \rightarrow 0$	FV	renorm.	m_{ud}	m_s
ALPHA 12	P	●	★	★	★	—	102(3)(1)
Dürr 11	A	●	★	●	—	3.52(10)(9)	97.0(2.6)(2.5)
ETM 10B	A	●	★	●	★	3.6(1)(2)	95(2)(6)
JLQCD/TWQCD 08A	A	●	■	■	★	4.452(81)(38) $\left(\begin{smallmatrix} +0 \\ -227 \end{smallmatrix} \right)$	—
RBC 07 [†]	A	■	■	★	★	4.25(23)(26)	119.5(5.6)(7.4)
ETM 07	A	●	■	●	★	3.85(12)(40)	105(3)(9)
QCDSF/ UKQCD 06	A	■	★	■	★	4.08(23)(19)(23)	111(6)(4)(6)
SPQcdR 05	A	■	●	●	★	4.3(4) $\left(\begin{smallmatrix} +1.1 \\ -0.0 \end{smallmatrix} \right)$	101(8) $\left(\begin{smallmatrix} +25 \\ -0 \end{smallmatrix} \right)$
ALPHA 05	A	■	●	★	★	—	97(4)(18)
QCDSF/ UKQCD 04	A	■	★	■	★	4.7(2)(3)	119(5)(8)
JLQCD 02	A	■	■	●	■	3.223 $\left(\begin{smallmatrix} +46 \\ -69 \end{smallmatrix} \right)$	84.5 $\left(\begin{smallmatrix} +12.0 \\ -1.7 \end{smallmatrix} \right)$
CP-PACS 01	A	■	■	★	■	3.45(10) $\left(\begin{smallmatrix} +11 \\ -18 \end{smallmatrix} \right)$	89(2) $\left(\begin{smallmatrix} +2 \\ -6 \end{smallmatrix} \right)$ *

$$N_f = 2$$

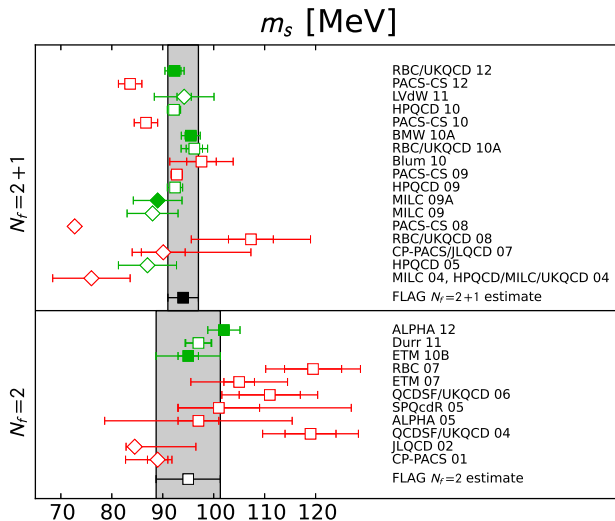
Quark masses

Collaboration	N_f	publ.	$m_{ud} \rightarrow 0$	$a \rightarrow 0$	FV	m_s/m_{ud}
PACS-CS 12	2+1	P	★	■	■	26.8(2.0)
LVdW 11	2+1	C	●	★	★	28.4(0.5)(1.3)
BMW 10A, 10B	2+1	A	★	★	★	27.53(20)(8)
RBC/UKQCD 10A	2+1	A	●	●	★	26.8(0.8)(1.1)
Blum 10	2+1	A	●	■	●	28.31(0.29)(1.77)
PACS-CS 09	2+1	A	★	■	■	31.2(2.7)
MILC 09A	2+1	C	●	★	★	27.41(5)(22)(0)(4)
MILC 09	2+1	A	●	★	★	27.2(1)(3)(0)(0)
PACS-CS 08	2+1	A	★	■	■	28.8(4)
RBC/UKQCD 08	2+1	A	●	■	★	28.8(0.4)(1.6)
MILC 04, HPQCD/ MILC/UKQCD 04	2+1	A	●	●	●	27.4(1)(4)(0)(1)
ETM 10B	2	A	●	★	●	27.3(5)(7)
RBC 07	2	A	■	■	★	28.10(38)
ETM 07	2	A	●	■	●	27.3(0.3)(1.2)
QCDSF/UKQCD 06	2	A	■	★	■	27.2(3.2)

Quark masses



Quark masses



FLAG estimates of the light quark masses

$$N_f = 2 + 1:$$

$$\begin{aligned} m_s &= 94 \pm 3 \text{ MeV} \\ m_{ud} &= 3.43 \pm 0.11 \text{ MeV} \\ \frac{m_s}{m_{ud}} &= 27.4 \pm 0.4 \end{aligned}$$

$$N_f = 2:$$

$$\begin{aligned} m_s &= 95 \pm 2 \pm 6 \text{ MeV} \\ m_{ud} &= 3.6 \pm 0.1 \pm 0.2 \text{ MeV} \\ \frac{m_s}{m_{ud}} &= 27.3 \pm 0.5 \pm 0.7 \end{aligned}$$

PDG 2010:

$$m_s = 101^{+29}_{-21}$$

$$m_{ud} = 3.77^{+1.03}_{-0.77}$$

$$\frac{m_s}{m_{ud}} = 26 \pm 4$$

Isospin breaking on the lattice

- ▶ all lattice results described so far: **isospin limit**

$$m_U = m_D \quad \text{and} \quad \alpha_{em} = 0$$

- ▶ need as input M_π and M_K in this limit
at the current level of precision

the difference $M_P - M_P(\alpha_{em} = 0)$ matters!

Remark: $M_{\pi^+}(\alpha_{em} = 0) \simeq M_{\pi^0}(\alpha_{em} = 0) \simeq M_{\pi^0}$

\Rightarrow need to know $(M_{K^+} - M_{K^0})_{em}$

- ▶ alternatively:
simulate QCD+QED on the lattice and compare to the real-world spectrum

Electromagnetic effects in lattice calculations

Lattice calculations with QCD+QED

- ▶ Duncan, Eichten, Thacker (96)
QCD quenched approximation, estimate for meson mass em splittings; systematic error not estimated

$$(M_{K^+} - M_{K^0})_{em} = 1.9 \text{ MeV}$$

- ▶ Blum et al. (RBC 07)
QCD with 2 dynamical quarks, but QED quenched

$$(M_{K^+} - M_{K^0})_{em} = 1.443(55) \text{ MeV}$$

- ▶ Blum et al. (10)
QCD with 3 dynamical quarks (RBC/UKQCD configurations), but QED quenched

$$(M_{K^+} - M_{K^0})_{em} = 1.87(10) \text{ MeV}$$

Mixed approach

1. take as an input the phenomenological estimates of $(M_{K^+} - M_{K^0})_{em}$
2. use the kaon masses to determine m_u/m_d

MILC adopts the value

Bijnens-Prades 97, Donoghue-Perez 97

$$(M_{K^+} - M_{K^0})_{em} = 2.8(6) \text{ MeV}$$

and obtains

$$\frac{m_u}{m_d} = 0.432(1)(9)(0)(39)$$

Quark masses from lattice + Q from $\eta \rightarrow 3\pi$

Alternative approach to determine m_u , m_d and m_s :

- ▶ determine m_{ud} and m_s on the lattice in the isospin limit
- ▶ determine Q from $\eta \rightarrow 3\pi$
- ▶ combine the two pieces of information

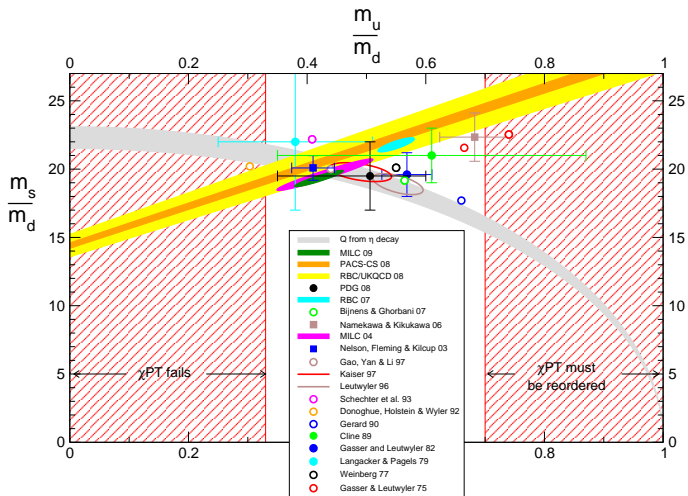
Example: BMW 10

$$m_s = 95.5(1.1)(1.5) \text{ MeV} \quad m_{ud} = 3.469(47)(48) \text{ MeV}$$

Add Q from $\eta \rightarrow 3\pi$:

$$m_u = 2.15(03)(10) \text{ MeV} \quad m_d = 4.79(07)(12) \text{ MeV}$$

Quark masses from lattice + Q from $\eta \rightarrow 3\pi$



Lattice determinations of m_U and m_d

Collaboration	Publ.	$m_{u,d} \rightarrow 0$	$a \rightarrow 0$	FV	renorm.	m_u	m_d
PACS-CS 12	A	★	■	■	★	2.57(26)(7)	3.68(29)(10)
LVdW 11	C	●	★	★	●	1.90(8)(21)(10)	4.73(9)(27)(24)
HPQCD 10	A	●	★	★	★	2.01(14)	4.77(15)
BMW 10A, 10B	A	★	★	★	★	2.15(03)(10)	4.79(07)(12)
Blum et al. 10	P	●	■	●	★	2.24(10)(34)	4.65(15)(32)
MILC 09A	C	●	★	★	●	1.96(0)(6)(10)(12)	4.53(1)(8)(23)(12)
MILC 09	P	●	★	★	●	1.9(0)(1)(1)(1)	4.6(0)(2)(2)(1)
MILC 04, HPQCD/ MILC/UKQCD 04	A	●	●	●	■	1.7(0)(1)(2)(2)	3.9(0)(1)(4)(2)
RM123 11	A	●	★	●	★	2.43(20)(12)	4.78(20)(12)
Dürr 11	A	●	★	●	—	2.18(6)(11)	4.87(14)(16)
RBC 07	A	■	■	★	★	3.02(27)(19)	5.49(20)(34)

FLAG-1 summary of the quark masses

all masses in MeV

N_f	m_u	m_d	m_s	m_{ud}
2+1	2.19(15)	4.67(20)	94(3)	3.43(11)
2	–	–	95(6)	3.6(2)

N_f	m_u/m_d	m_s/m_{ud}	R	Q
2+1	0.47(4)	27.4(4)	36.6(3.8)	22.8(1.2)
2	–	27.3(9)	–	–

Outline

Introduction

Lattice determination of m_U , m_D and m_S

FLAG

FLAG phase 2

Isospin limit

Isospin breaking

Quark mass ratios from CHPT

A new dispersive analysis of $\eta \rightarrow 3\pi$

Isospin breaking

Summary and Outlook

Expansion around the chiral limit

$$\mathcal{H}_{\text{QCD}} = \mathcal{H}_{\text{QCD}}^0 + \mathcal{H}_m \quad \mathcal{H}_m := \bar{q} \mathcal{M} q \quad \mathcal{M} = \begin{pmatrix} m_u & & \\ & m_d & \\ & & m_s \end{pmatrix}$$

$$\bar{q} = (\bar{u}, \bar{d}, \bar{s})$$

the mass term \mathcal{H}_m will be treated as a small perturbation

Expansion around the chiral limit

$$\mathcal{H}_{\text{QCD}} = \mathcal{H}_{\text{QCD}}^0 + \mathcal{H}_m \quad \mathcal{H}_m := \bar{q} \mathcal{M} q \quad \mathcal{M} = \begin{pmatrix} m_u & & \\ & m_d & \\ & & m_s \end{pmatrix}$$

Expansion around $\mathcal{H}_{\text{QCD}}^0 \equiv$ **expansion in powers of m_q**

General quark mass expansion for a particle P :

$$M^2 = M_0^2 + (m_u + m_d) \langle P | \bar{q} q | P \rangle + O(m_q^2)$$

Expansion around the chiral limit

$$\mathcal{H}_{\text{QCD}} = \mathcal{H}_{\text{QCD}}^0 + \mathcal{H}_m \quad \mathcal{H}_m := \bar{q} \mathcal{M} q \quad \mathcal{M} = \begin{pmatrix} m_u & & \\ & m_d & \\ & & m_s \end{pmatrix}$$

Expansion around $\mathcal{H}_{\text{QCD}}^0 \equiv$ **expansion in powers of m_q**

For a Goldstone bosons $M_0^2 = 0$:

$$M_\pi^2 = -(m_u + m_d) \frac{1}{F_\pi^2} \langle 0 | \bar{q} q | 0 \rangle + O(m_q^2)$$

where we have used a Ward identity:

Gell-Mann, Oakes and Renner (68)

$$\langle \pi | \bar{q} q | \pi \rangle = -\frac{1}{F_\pi^2} \langle 0 | \bar{q} q | 0 \rangle =: B_0$$

Quark masses

Consider the whole pseudoscalar octet:

$$M_{\pi}^2 = B_0(m_u + m_d) \quad M_{K^+}^2 = B_0(m_u + m_s) \quad M_{K^0}^2 = B_0(m_d + m_s)$$

Quark masses

Consider the whole pseudoscalar octet:

$$M_{\pi}^2 = B_0(m_u + m_d) \quad M_{K^+}^2 = B_0(m_u + m_s) \quad M_{K^0}^2 = B_0(m_d + m_s)$$

Quark mass ratios:

$$\frac{m_u}{m_d} \simeq \frac{M_{\pi^+}^2 - M_{K^0}^2 + M_{K^+}^2}{M_{\pi^+}^2 + M_{K^0}^2 - M_{K^+}^2} \simeq 0.67$$

$$\frac{m_s}{m_d} \simeq \frac{M_{K^0}^2 + M_{K^+}^2 - M_{\pi^+}^2}{M_{K^0}^2 - M_{K^+}^2 + M_{\pi^+}^2} \simeq 20$$

Quark masses

Consider the whole pseudoscalar octet:

$$M_{\pi}^2 = B_0(m_u + m_d) \quad M_{K^+}^2 = B_0(m_u + m_s) \quad M_{K^0}^2 = B_0(m_d + m_s)$$

Quark mass ratios:

$$\frac{m_u}{m_d} \simeq \frac{M_{\pi^+}^2 - M_{K^0}^2 + M_{K^+}^2}{M_{\pi^+}^2 + M_{K^0}^2 - M_{K^+}^2} \simeq 0.67$$

$$\frac{m_s}{m_d} \simeq \frac{M_{K^0}^2 + M_{K^+}^2 - M_{\pi^+}^2}{M_{K^0}^2 - M_{K^+}^2 + M_{\pi^+}^2} \simeq 20$$

$$\hat{m} \equiv (m_u + m_d)/2 \simeq 5.4 \text{ MeV}$$

SU(6) relation, Leutwyler (75)

$$m_u \simeq 4 \text{ MeV} \quad m_d \simeq 6 \text{ MeV} \quad m_s \simeq 135 \text{ MeV}$$

Gasser and Leutwyler (75)

Electromagnetic corrections to the masses

According to Dashen's theorem

$$M_{\pi^0}^2 = B_0(m_u + m_d)$$

$$M_{\pi^+}^2 = B_0(m_u + m_d) + \Delta_{em}$$

$$M_{K^0}^2 = B_0(m_d + m_s)$$

$$M_{K^+}^2 = B_0(m_u + m_s) + \Delta_{em}$$

Extracting the quark mass ratios gives

Weinberg (77)

$$\frac{m_u}{m_d} = \frac{M_{K^+}^2 - M_{K^0}^2 + 2M_{\pi^0}^2 - M_{\pi^+}^2}{M_{K^0}^2 - M_{K^+}^2 + M_{\pi^+}^2} = 0.56$$

$$\frac{m_s}{m_d} = \frac{M_{K^0}^2 + M_{K^+}^2 - M_{\pi^+}^2}{M_{K^0}^2 - M_{K^+}^2 + M_{\pi^+}^2} = 20.1$$

Weinberg (77) estimated m_s from the splitting in baryon octet

$$m_u = 4.2 \text{ MeV} \quad m_d = 7.5 \text{ MeV} \quad m_s = 150 \text{ MeV}$$

Higher order chiral corrections

Mass formulae to second order

Gasser-Leutwyler (85)

$$\frac{M_K^2}{M_\pi^2} = \frac{m_s + \hat{m}}{2\hat{m}} \left[1 + \Delta_M + \mathcal{O}(m^2) \right]$$

$$\frac{M_{K^0}^2 - M_{K^+}^2}{M_K^2 - M_\pi^2} = \frac{m_d - m_u}{m_s - \hat{m}} \left[1 + \Delta_M + \mathcal{O}(m^2) \right]$$

$$\Delta_M = \frac{8(M_K^2 - M_\pi^2)}{F_\pi^2} (2L_8 - L_5) + \chi\text{-logs}$$

The same $\mathcal{O}(m)$ correction appears in both ratios
 \Rightarrow this double ratio is free from $\mathcal{O}(m)$ corrections

$$Q^2 \equiv \frac{m_s^2 - \hat{m}^2}{m_d^2 - m_u^2} = \frac{M_K^2}{M_\pi^2} \frac{M_K^2 - M_\pi^2}{M_{K^0}^2 - M_{K^+}^2} \left[1 + \mathcal{O}(m^2) \right]$$

Higher order chiral corrections

Mass formulae to second order

Gasser-Leutwyler (85)

$$\frac{M_K^2}{M_\pi^2} = \frac{m_s + \hat{m}}{2\hat{m}} \left[1 + \Delta_M + \mathcal{O}(m^2) \right]$$

$$\frac{M_{K^0}^2 - M_{K^+}^2}{M_K^2 - M_\pi^2} = \frac{m_d - m_u}{m_s - \hat{m}} \left[1 + \Delta_M + \mathcal{O}(m^2) \right]$$

$$\Delta_M = \frac{8(M_K^2 - M_\pi^2)}{F_\pi^2} (2L_8 - L_5) + \chi\text{-logs}$$

The same $\mathcal{O}(m)$ correction appears in both ratios

\Rightarrow this double ratio is free from $\mathcal{O}(m)$ and **em** corrections

$$Q_D^2 \equiv \frac{(M_{K^0}^2 + M_{K^+}^2 - M_{\pi^+}^2 + M_{\pi^0}^2)(M_{K^0}^2 + M_{K^+}^2 - M_{\pi^+}^2 - M_{\pi^0}^2)}{4M_{\pi^0}^2(M_{K^0}^2 - M_{K^+}^2 + M_{\pi^+}^2 - M_{\pi^0}^2)} = 24.2$$

Leutwyler's ellipse

Information on Q amounts to an elliptic constraint in the plane of $\frac{m_s}{m_d}$ and $\frac{m_u}{m_d}$

Leutwyler

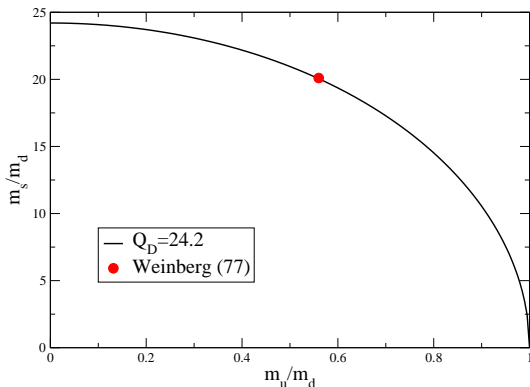
$$\left(\frac{m_s}{m_d}\right)^2 \frac{1}{Q^2} + \left(\frac{m_u}{m_d}\right)^2 = 1$$

Leutwyler's ellipse

Information on Q amounts to an elliptic constraint in the plane of $\frac{m_s}{m_d}$ and $\frac{m_u}{m_d}$

Leutwyler

$$\left(\frac{m_s}{m_d}\right)^2 \frac{1}{Q^2} + \left(\frac{m_u}{m_d}\right)^2 = 1$$



Estimate of Q: violation of Dashen's theorem

$$\left(M_{K^+}^2 - M_{K^0}^2\right)_{\text{em}} = \left(M_{\pi^+}^2 - M_{\pi^0}^2\right)_{\text{em}} \Rightarrow (M_{K^+} - M_{K^0})_{\text{em}} = 1.3 \text{ MeV}$$

Estimate of Q: violation of Dashen's theorem

$$\left(M_{K^+}^2 - M_{K^0}^2\right)_{\text{em}} = \left(M_{\pi^+}^2 - M_{\pi^0}^2\right)_{\text{em}} \Rightarrow (M_{K^+} - M_{K^0})_{\text{em}} = 1.3 \text{ MeV}$$

Higher order corrections change the numerical value

$$(M_{K^+} - M_{K^0})_{\text{em}} = \left\{ \begin{array}{lll} 1.9 \text{ MeV} & \text{Duncan et al. (96)} & Q = 22.8 \\ & \text{(Lattice)} & \\ 2.3 \text{ MeV} & \text{Bijnens-Prades (97)} & Q = 22 \\ & \text{(ENJL model)} & \\ 2.6 \text{ MeV} & \text{Donoghue-Perez (97)} & Q = 21.5 \\ & \text{(VMD)} & \\ 3.2 \text{ MeV} & \text{Anant-Moussallam (04)} & Q = 20.7 \\ & \text{(Sum rules)} & \end{array} \right.$$

Most recent evaluation: Kastner-Neufeld (08): $Q = 20.7 \pm 1.2$

Outline

Introduction

Lattice determination of m_U , m_D and m_S

FLAG

FLAG phase 2

Isospin limit

Isospin breaking

Quark mass ratios from CHPT

A new dispersive analysis of $\eta \rightarrow 3\pi$

Isospin breaking

Summary and Outlook

Q from the decay $\eta \rightarrow 3\pi$

Decay amplitude at leading order

$$\mathcal{A}(\eta \rightarrow \pi^0 \pi^+ \pi^-) = - \frac{\sqrt{3}}{4} \frac{m_u - m_d}{m_s - \hat{m}} \frac{s - 4M_\pi^2/3}{F_\pi^2}$$

Q from the decay $\eta \rightarrow 3\pi$

Decay amplitude

$$\mathcal{A}(\eta \rightarrow \pi^0 \pi^+ \pi^-) = -\frac{1}{Q^2} \frac{M_K^2 (M_K^2 - M_\pi^2)}{3\sqrt{3} M_\pi^2 F_\pi^2} M(s, t, u)$$

The decay width can be written as

$$\Gamma(\eta \rightarrow \pi^0 \pi^+ \pi^-) = \Gamma_0 \left(\frac{Q_D}{Q} \right)^4 = (295 \pm 20) \text{ eV} \quad \text{PDG (08)}$$

- ▶ isospin-breaking sensitive process
- ▶ em contributions suppressed (Sutherland's theorem)
 \Rightarrow mainly sensitive to $m_u - m_d$
- ▶ strong decay width Γ_0 difficult to estimate

Q from the decay $\eta \rightarrow 3\pi$

Decay amplitude

$$\mathcal{A}(\eta \rightarrow \pi^0 \pi^+ \pi^-) = -\frac{1}{Q^2} \frac{M_K^2 (M_K^2 - M_\pi^2)}{3\sqrt{3} M_\pi^2 F_\pi^2} M(s, t, u)$$

The decay width can be written as

$$\Gamma(\eta \rightarrow \pi^0 \pi^+ \pi^-) = \Gamma_0 \left(\frac{Q_D}{Q} \right)^4 = (295 \pm 20) \text{ eV} \quad \text{PDG (08)}$$

$$\Gamma_0 = \begin{cases} (167 \pm 50) \text{ eV} & \text{Gasser-Leutwyler (85)} & Q = 21.1 \pm 1.6 \\ (219 \pm 22) \text{ eV} & \text{Anisovich-Leutwyler (96)} & Q = 22.6 \pm 0.7 \\ (209 \pm 20) \text{ eV} & \text{Kambor et al (96)} & Q = 22.3 \pm 0.6 \end{cases}$$

Gasser Leutwyler (85) based on one-loop CHPT

The other two evaluations based on dispersion relations

See also: analysis of KLOE data on $\eta \rightarrow 3\pi$

Martemyanov-Sopov (05)

$$Q = 22.8 \pm 0.4$$

Q from the decay $\eta \rightarrow 3\pi$

Decay amplitude

$$\mathcal{A}(\eta \rightarrow \pi^0 \pi^+ \pi^-) = -\frac{1}{Q^2} \frac{M_K^2 (M_K^2 - M_\pi^2)}{3\sqrt{3} M_\pi^2 F_\pi^2} M(s, t, u)$$

The decay width can be written as

$$\Gamma(\eta \rightarrow \pi^0 \pi^+ \pi^-) = \Gamma_0 \left(\frac{Q_D}{Q} \right)^4 = (295 \pm 20) \text{ eV} \quad \text{PDG (08)}$$

$$\Gamma_0 = \begin{cases} (167 \pm 50) \text{ eV} & \text{Gasser-Leutwyler (85)} & Q = 21.1 \pm 1.6 \\ (219 \pm 22) \text{ eV} & \text{Anisovich-Leutwyler (96)} & Q = 22.6 \pm 0.7 \\ (209 \pm 20) \text{ eV} & \text{Kambor et al (96)} & Q = 22.3 \pm 0.6 \end{cases}$$

Gasser Leutwyler (85) based on one-loop CHPT

The other two evaluations based on dispersion relations

See also: full two-loop calculation of $\eta \rightarrow 3\pi$

Bijnens-Ghorbani (07)

$$Q = 23.2$$

Q from the decay $\eta \rightarrow 3\pi$: new analysis

A new analysis is in progress

S. Lanz PhD thesis (11)

GC, Lanz, Leutwyler, Passemar

- ▶ recent measurements of the Dalitz plot
⇒ test the calculation of the strong dynamics of the decay
- ▶ dispersive analysis based on $\pi\pi$ scattering phases
recent improvements must be taken into account

GC, Gasser, Leutwyler (01)

- ▶ recent progress in dealing with isospin breaking (NREFT)
can be applied also here

Gasser, Rusetsky et al.

Schneider, Kubis, Ditsche (11)

Dispersion relation for $\eta \rightarrow 3\pi$

Based on the representation

Fuchs, Sazdjian, Stern (93), Anisovich, Leutwyler (96)

$$M(s, t, u) = M_0(s) - \frac{2}{3}M_2(s) + [(s - u)M_1(t) + M_2(t) + (t \leftrightarrow u)]$$

valid if the discontinuities of D waves and higher are neglected

Dispersion relation for the M_I 's

$$M_I(s) = \Omega_I(s) \left\{ P_I(s) + \frac{s^n}{\pi} \int_{4M_\pi^2}^{\infty} ds' \frac{\sin \delta_I(s') \hat{M}_I(s')}{|\Omega_I(s)| s'^n (s' - s)} \right\}$$

where

$$\Omega(s) = \exp \left[\frac{s}{\pi} \int_{4M_\pi^2}^{\infty} ds' \frac{\delta_I(s')}{s'(s' - s)} \right]$$

Dispersion relation for $\eta \rightarrow 3\pi$

Based on the representation

Fuchs, Sazdjian, Stern (93), Anisovich, Leutwyler (96)

$$M(s, t, u) = M_0(s) - \frac{2}{3}M_2(s) + [(s - u)M_1(t) + M_2(t) + (t \leftrightarrow u)]$$

valid if the discontinuities of D waves and higher are neglected

Dispersion relation for the M_I 's

$$M_I(s) = \Omega_I(s) \left\{ P_I(s) + \frac{s^n}{\pi} \int_{4M_\pi^2}^{\infty} ds' \frac{\sin \delta_I(s') \hat{M}_I(s')}{|\Omega_I(s)| s'^n (s' - s)} \right\}$$

where

$$\Omega(s) = \exp \left[\frac{s}{\pi} \int_{4M_\pi^2}^{\infty} ds' \frac{\delta_I(s')}{s'(s' - s)} \right]$$

given $\delta_I(s)$, the solution depends on **subtraction constants** only

Subtraction constants

Extended the number of parameters w.r.t. Anisovich and Leutwyler (96):

$$P_0(s) = \alpha_0 + \beta_0 s + \gamma_0 s^2 + \delta_0 s^3$$

$$P_1(s) = \alpha_1 + \beta_1 s + \gamma_1 s^2$$

$$P_2(s) = \alpha_2 + \beta_2 s + \gamma_2 s^2 + \delta_2 s^3$$

Solution linear in the subtraction constants: [Anisovich, Leutwyler, unpublished](#)

$$M(s, t, u) = \alpha_0 M^{\alpha_0}(s, t, u) + \beta_0 M^{\beta_0}(s, t, u) + \dots$$

makes fitting of data very easy.

Taylor coefficients

Subtraction constants $\alpha_l, \beta_l, \gamma_l, \dots$ can be replaced by Taylor coefficients: the relation between the two sets is *linear*

$$M_0(s) = a_0 + b_0 s + c_0 s^2 + d_0 s^3 + \dots$$

$$M_1(s) = a_1 + b_1 s + c_1 s^2 + \dots$$

$$M_2(s) = a_2 + b_2 s + c_2 s^2 + d_2 s^3 + \dots$$

Not all Taylor coefficients are physically relevant:

\exists 5-parameter family of polynomials $\delta M_l(s)$ that added to $M_l(s)$ do not change $M(s, t, u)$ (reparametrization invariance)

Taylor coefficients

Subtraction constants $\alpha_I, \beta_I, \gamma_I, \dots$ can be replaced by Taylor coefficients: the relation between the two sets is *linear*

$$M_0(s) = a_0 + b_0 s + c_0 s^2 + d_0 s^3 + \dots$$

$$M_1(s) = a_1 + b_1 s + c_1 s^2 + \dots$$

$$M_2(s) = a_2 + b_2 s + c_2 s^2 + d_2 s^3 + \dots$$

- ▶ use reparametrization invariance to arbitrarily fix 5 coefficients: **tree-level ChPT** or $\delta_2 = 0$

Taylor coefficients

Subtraction constants $\alpha_I, \beta_I, \gamma_I, \dots$ can be replaced by Taylor coefficients: the relation between the two sets is *linear*

$$M_0(s) = a_0 + b_0 s + c_0 s^2 + d_0 s^3 + \dots$$

$$M_1(s) = a_1 + b_1 s + c_1 s^2 + \dots$$

$$M_2(s) = a_2 + b_2 s + c_2 s^2 + d_2 s^3 + \dots$$

- ▶ use reparametrization invariance to arbitrarily fix 5 coefficients: **tree-level ChPT** or $\delta_2 = 0$
- ▶ fix the remaining ones with **one-loop ChPT**

Taylor coefficients

Subtraction constants $\alpha_I, \beta_I, \gamma_I, \dots$ can be replaced by Taylor coefficients: the relation between the two sets is *linear*

$$M_0(s) = a_0 + b_0 s + c_0 s^2 + d_0 s^3 + \dots$$

$$M_1(s) = a_1 + b_1 s + c_1 s^2 + \dots$$

$$M_2(s) = a_2 + b_2 s + c_2 s^2 + d_2 s^3 + \dots$$

- ▶ use reparametrization invariance to arbitrarily fix 5 coefficients: **tree-level ChPT** or $\delta_2 = 0$
- ▶ fix the remaining ones with **one-loop ChPT**
- ▶ either set $d_0 = c_1 = 0 \Rightarrow$ *dispersive, one loop*
or fix d_0, c_1 by *fitting data* \Rightarrow *dispersive, fit to KLOE*

Taylor coefficients

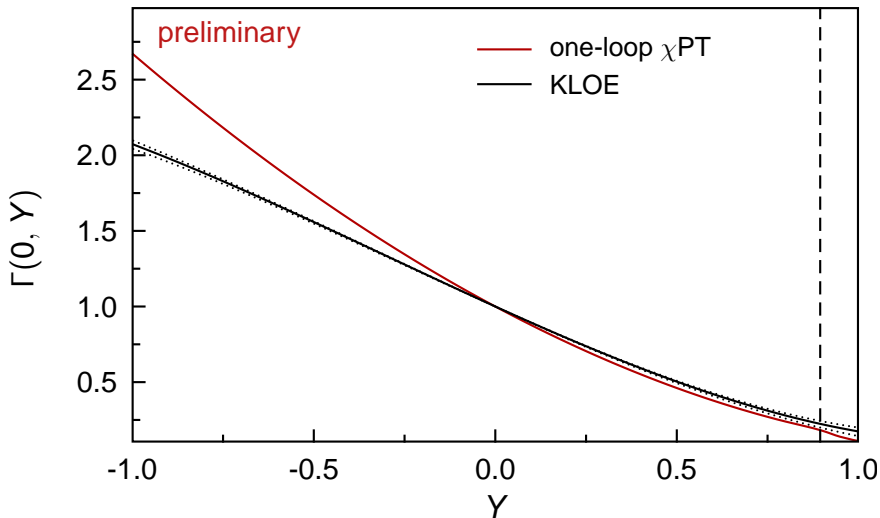
Subtraction constants $\alpha_I, \beta_I, \gamma_I, \dots$ can be replaced by Taylor coefficients: the relation between the two sets is *linear*

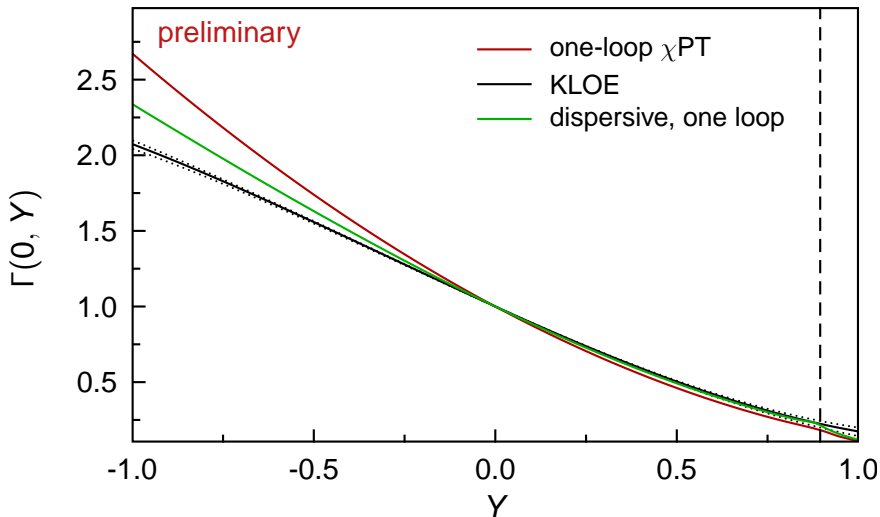
$$M_0(s) = a_0 + b_0 s + c_0 s^2 + d_0 s^3 + \dots$$

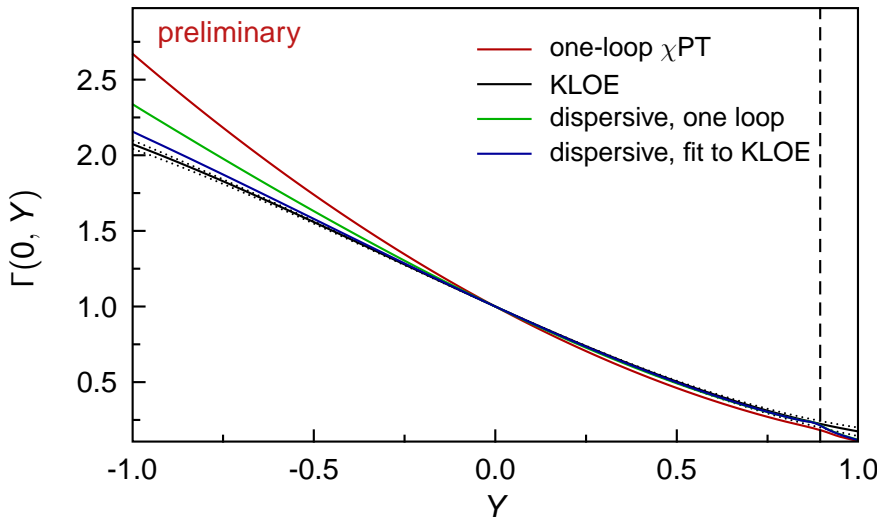
$$M_1(s) = a_1 + b_1 s + c_1 s^2 + \dots$$

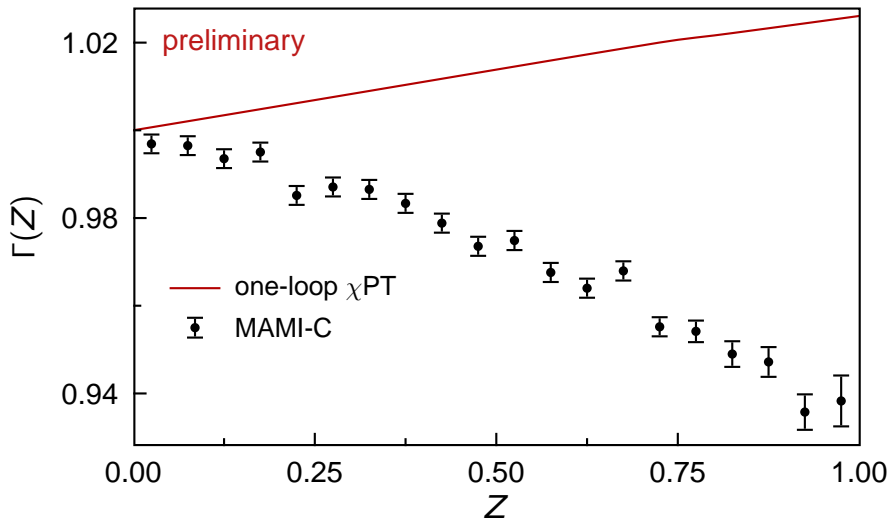
$$M_2(s) = a_2 + b_2 s + c_2 s^2 + d_2 s^3 + \dots$$

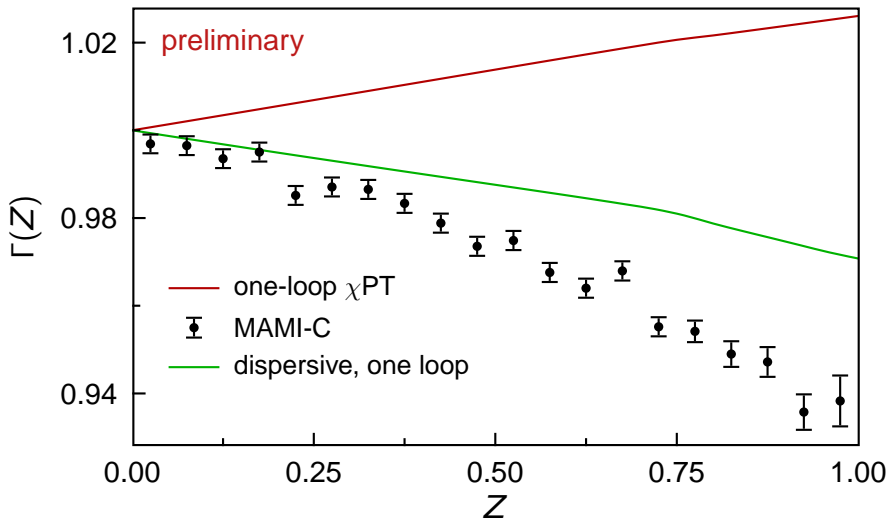
- ▶ use reparametrization invariance to arbitrarily fix 5 coefficients: **tree-level ChPT** or $\delta_2 = 0$
- ▶ fix the remaining ones with **one-loop ChPT**
- ▶ either set $d_0 = c_1 = 0 \Rightarrow$ *dispersive, one loop*
or fix d_0, c_1 by *fitting data* \Rightarrow *dispersive, fit to KLOE*
- ▶ Dalitz-plot data are insensitive to the normalization:
ChPT fixes the normalization and allows the extraction of Q

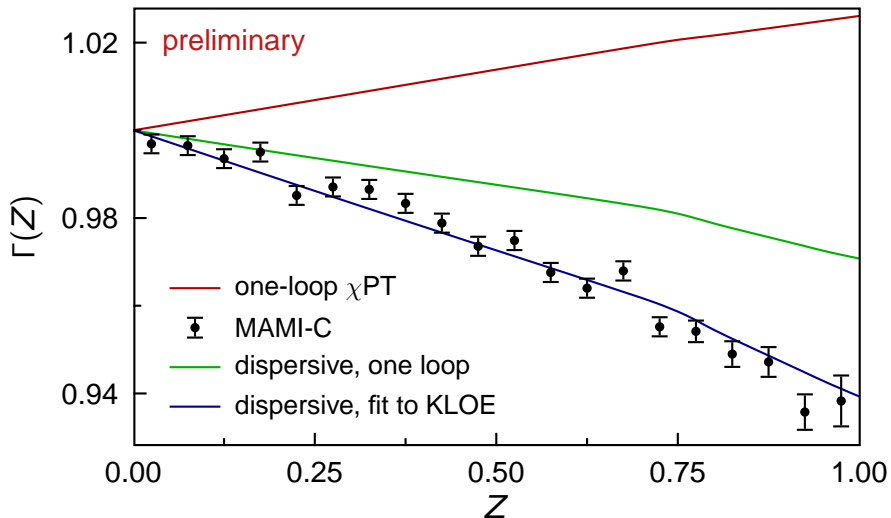
Dalitz distribution for $\eta \rightarrow \pi^+\pi^-\pi^0$ 

Dalitz distribution for $\eta \rightarrow \pi^+\pi^-\pi^0$ 

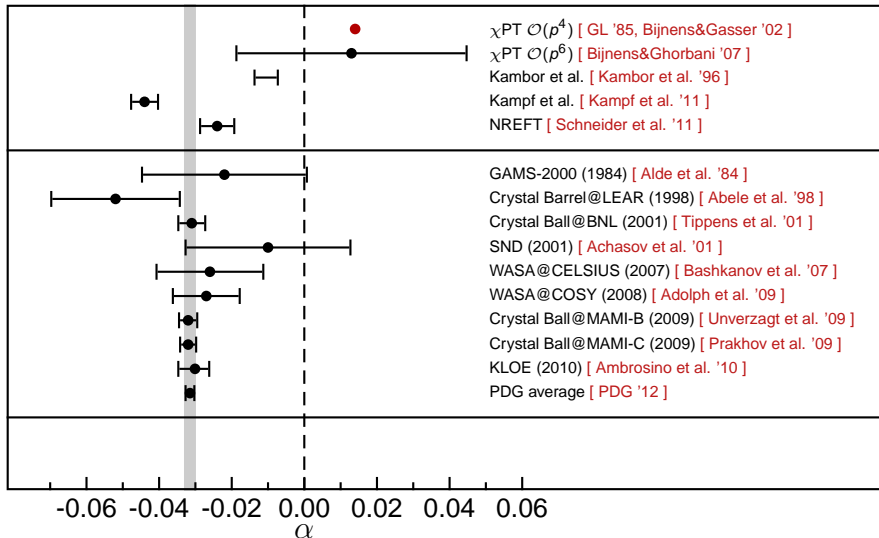
Dalitz distribution for $\eta \rightarrow \pi^+\pi^-\pi^0$ 

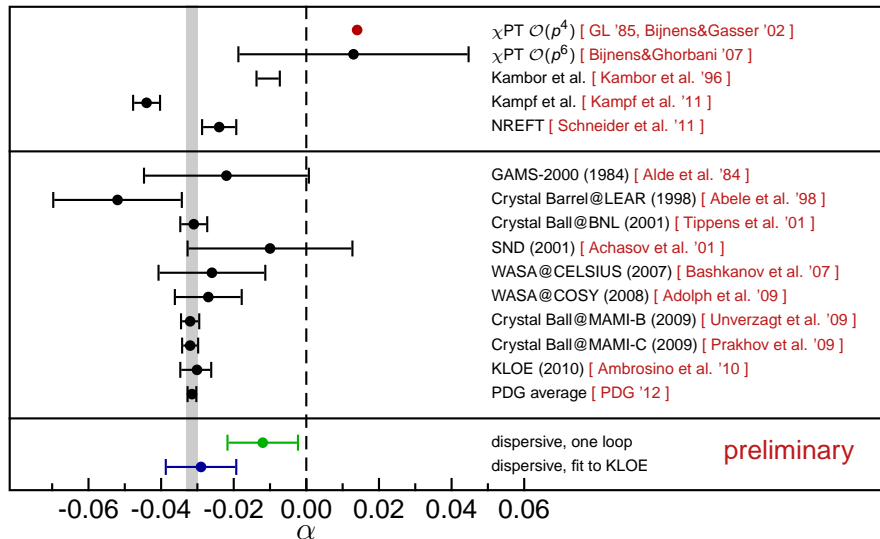
Dalitz distribution for $\eta \rightarrow 3\pi^0$ 

Dalitz distribution for $\eta \rightarrow 3\pi^0$ 


Dalitz distribution for $\eta \rightarrow 3\pi^0$ 

Comparison of α

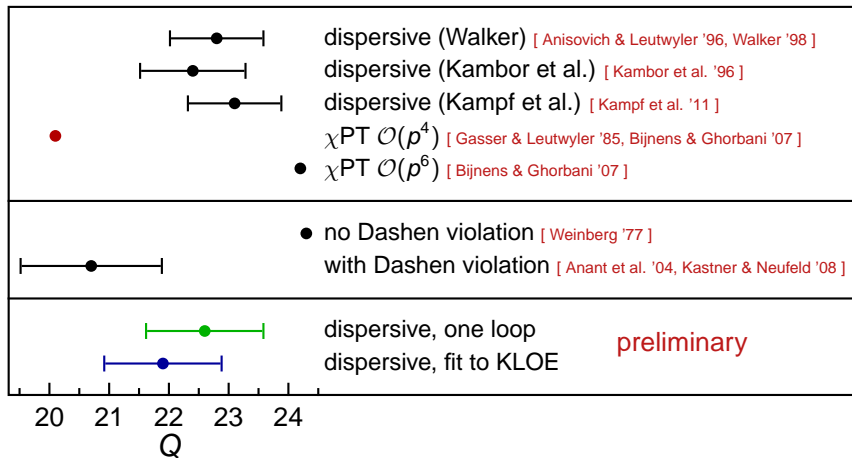


Comparison of α 

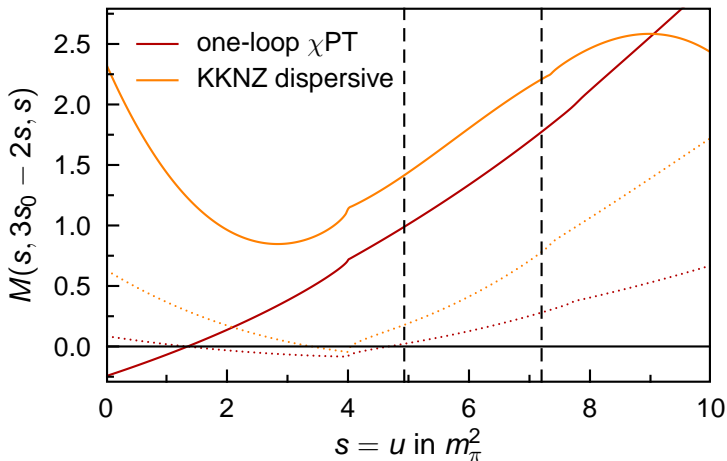
Comparison of Q



Comparison of Q



Dispersive analysis by Kampf et al.



The Adler zero has not been imposed as constraint

Intermediate summary

- ▶ dispersive representation with purely theoretical input fails to correctly describe the momentum dependence both in the charged and neutral channel
- ▶ extend the framework by two more parameters (higher chiral order) \Rightarrow good description of Dalitz plot data
- ▶ fit of momentum dependence in the charged channel leads to a correct prediction for α
- ▶ the value of Q is also affected by the fit to data

A different determination of the Taylor coefficients

$$M_0(s) = a_0 + b_0 s + c_0 s^2 + d_0 s^3 + \dots$$

$$M_1(s) = a_1 + b_1 s + c_1 s^2 + \dots$$

$$M_2(s) = a_2 + b_2 s + c_2 s^2 + d_2 s^3 + \dots$$

- ▶ **reparametrization invariance** \Rightarrow fix 5 Taylor coefficients

A different determination of the Taylor coefficients

$$M_0(s) = a_0 + b_0 s + c_0 s^2 + d_0 s^3 + \dots$$

$$M_1(s) = a_1 + b_1 s + c_1 s^2 + \dots$$

$$M_2(s) = a_2 + b_2 s + c_2 s^2 + d_2 s^3 + \dots$$

- ▶ **reparametrization invariance** \Rightarrow fix 5 Taylor coefficients
- ▶ fix the others by requiring:
 1. one-loop ChPT value of c_0 , b_1 , b_2 and c_2 holds to 30%
 2. one-loop prediction for Adler zero and the amplitude derivative at the zero hold to 10%

A different determination of the Taylor coefficients

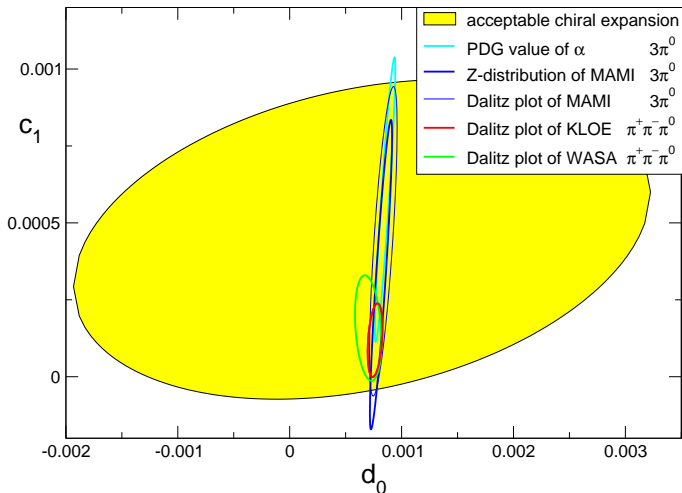
$$M_0(s) = a_0 + b_0 s + c_0 s^2 + d_0 s^3 + \dots$$

$$M_1(s) = a_1 + b_1 s + c_1 s^2 + \dots$$

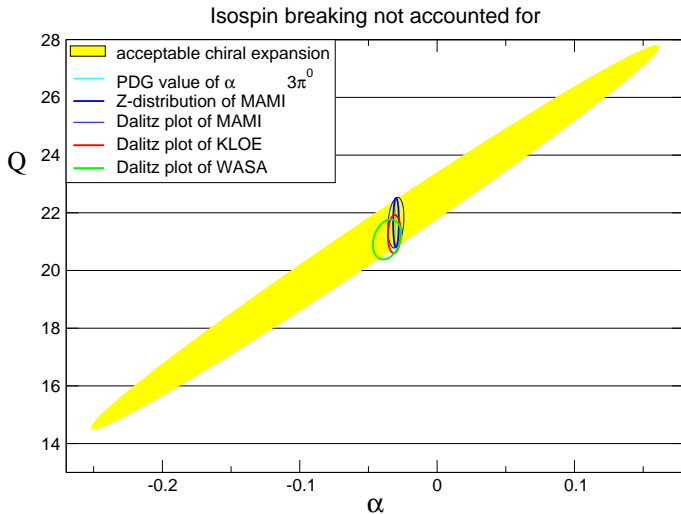
$$M_2(s) = a_2 + b_2 s + c_2 s^2 + d_2 s^3 + \dots$$

- ▶ **reparametrization invariance** \Rightarrow fix 5 Taylor coefficients
- ▶ fix the others by requiring:
 1. one-loop ChPT value of c_0 , b_1 , b_2 and c_2 holds to 30%
 2. one-loop prediction for Adler zero and the amplitude derivative at the zero hold to 10%
- ▶ fit the data in addition:
 - ▶ PDG value for α
 - ▶ KLOE in charged channel
 - ▶ MAMi in the neutral channel
 - ▶ WASA in the charged channel

Importance of data vs theory



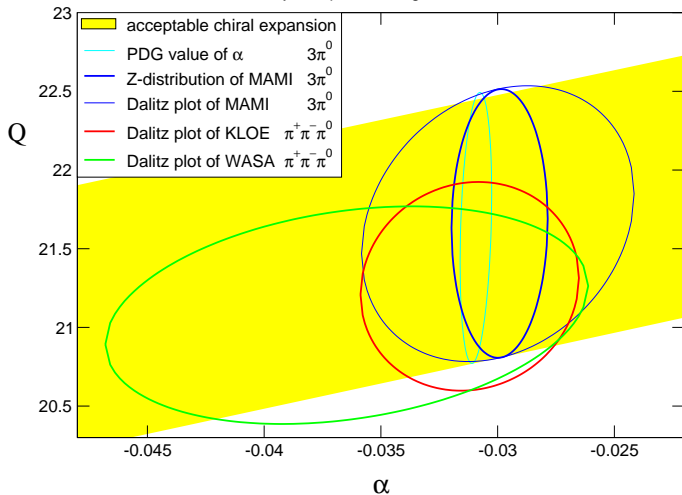
Importance of data vs theory



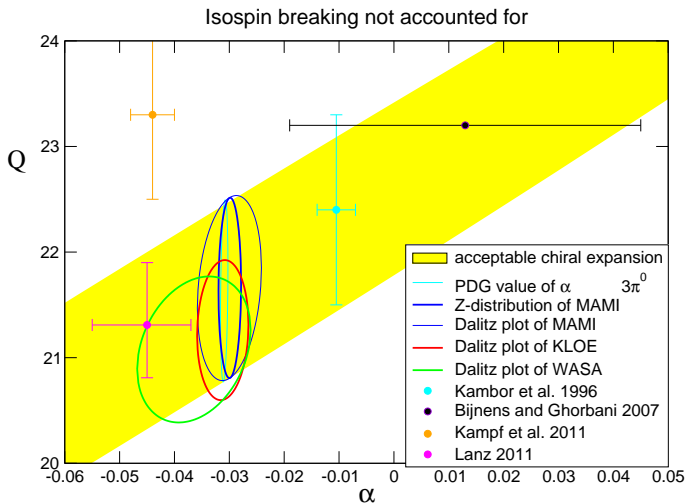
Importance of data vs theory

Value of Q obtained from rate of neutral decay

Preliminary, isospin breaking not accounted for



Importance of data vs theory



Isospin breaking

Dispersive calculation performed in the isospin limit:

$$M_\pi = M_{\pi^+} \quad e = 0$$

- ▶ we correct for $M_{\pi^0} \neq M_{\pi^+}$ by “stretching” $s, t, u \Rightarrow$ boundaries of isospin-symmetric phase space = boundaries of physical phase space
- ▶ physical thresholds inside the phase space can also be mimicked “by hand”
- ▶ analysis of Ditsche, Kubis, Meissner (09) used as guidance and check. Same for Gullström, Kupsc and Rusetsky (09)
- ▶ $e \neq 0$ effects partly corrected for in the data analysis
for the rest we rely on one-loop ChPT – formulae given by Ditsche, Kubis, Meissner (09)
- ▶ \Rightarrow to be completed

Isospin breaking

Dispersive calculation performed in the isospin limit:

$$M_{\pi} = M_{\pi^+} \quad e = 0$$

- ▶ NREFT approach (Schneider, Kubis, Ditsche (11)):
systematic method to take into account isospin breaking
- ▶ matching between dispersive representation and NREFT
in the isospin limit \Rightarrow
determine NREFT isospin-conserving parameters
- ▶ switch on isospin breaking and fit the data
- ▶ for the future

Outline

Introduction

Lattice determination of m_U , m_D and m_S

FLAG

FLAG phase 2

Isospin limit

Isospin breaking

Quark mass ratios from CHPT

A new dispersive analysis of $\eta \rightarrow 3\pi$

Isospin breaking

Summary and Outlook

Summary

- ▶ Quark masses are fundamental and yet unexplained parameters of the standard model
 - ▶ I have reviewed the determination based on
 - ▶ lattice
 - ▶ chiral perturbation theory
 - ▶ I have discussed the extraction of the quark mass ratio Q from $\eta \rightarrow 3\pi$ decays based on dispersion relations
 - ▶ a combination of
 - ▶ high precision lattice determinations in the isospin limit
 - ▶ Q from $\eta \rightarrow 3\pi$
- is at present the **best method to determine** m_u and m_d